

Cessna 150, F150, 152 & F152 Series Aeroplanes

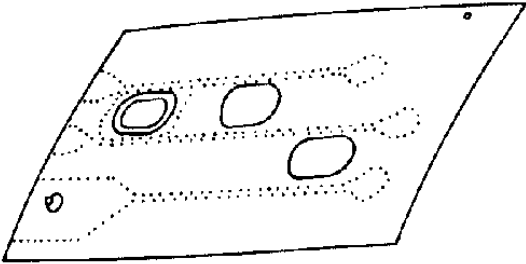
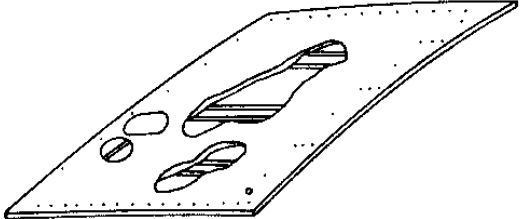
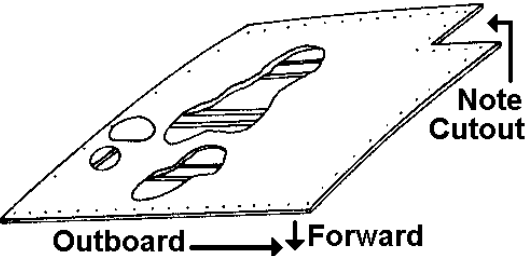
**AD/CESSNA 150/37**

**Fuel Quantity Placarding**

**5/81**

Applicability: Model 152 with S/Nos. 15283592 to 15284627. Model A152 with S/Nos. A1520879 to A1520952.

- Requirement:
1. With reference to Figure 1, identify the correct fuel tank access cover for the aircraft.
  2. Inspect the placarding adjacent to the fuel filler openings to verify that the markings agree with the actual tank capacity at Figure 1.
  3. Inspect the fuel gauge markings and the placard adjacent to the fuel selector valve to verify that the markings agree with the usable fuel quantities for the tanks installed.
  4. Replace any incorrectly marked fuel gauge, fuel selector valve placard or fuel tank filler placard with one compatible with the correct fuel tank capacity.

Access Cover	Model	Fuel Tank Capacity	Usable Fuel
	17RG	33/Side	62 gallons
	R172K	34/Side	66 gallons
	172P	34/Side	66 gallons
	152 & A152	13/Side	24.5 gallons
	172N & 172P	21.5/Side	40 gallons
	R172K	26/Side	49 gallons
	152 & A152	19.5/Side	37.5 gallons
	172N & 172P	27/Side	50 gallons

(Left Side Shown Right Side Opposite)

Figure 1.

Note: FAA AD 81-05-01, Amendment 39-4049 refers.

Compliance: Within 100 hours time in service after 31 May 1981.

**SCHEDULE OF AIRWORTHINESS DIRECTIVES**

Background: Incorrect fuel quantity markings may affect fuel endurance for flight planning purposes.